

ROUNDBACK SERIES



The Roundback Series is the ultimate choice for architectural floodlighting applications requiring superior performance and precise beam control. Elimination of shadows left by conventional floodlighting products make this series an outstanding choice for specification grade landscape, sign, and building facade lighting projects.

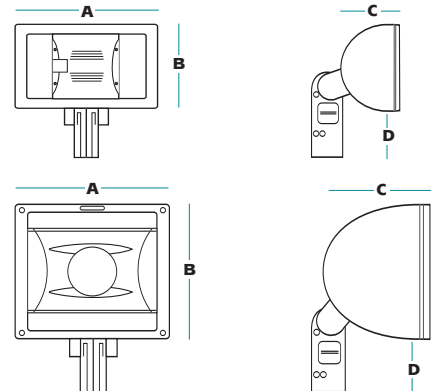


Fixture Specifications

FEATURES

- Cast aluminum housing, heat dissipating ribs, weathertight, tamper-resistant screws standard
- Segmented aluminum optical system
- Tempered glass lens assembly, cast aluminum frame
- Ballasts are high power factor, sockets are nickel plated porcelain
- Cast aluminum knuckle and swivel for direct mounting to 2 3/8" tenon application
- Luminaire finished in weatherproof powder-coat paint
- Includes lamp

DIMENSIONS



	A	B	C	D
RBF1	16.12"	9.44"	6.34"	5.31"
RBF2	18.0"	15.41"	12.33"	6.3"

ORDERING INFORMATION

SAMPLE CATALOG NUMBER

RBFX **XXXXXX** **XXX** **XX** **XX** **XX** **XX**

Series Wattage/Source Beam Pattern Fixture Mount Voltage Accessories Finish

SERIES	
RBF1	Roundback Small
RBF2	Roundback Large

WATTAGE/SOURCE	
70MH	70 watt metal halide (small)
100MH	100 watt metal halide (small)
175MH	175 watt metal halide (small)
250MH	250 watt metal halide (large)
400MH	400 watt metal halide (large)
1000MH'	1000 watt metal halide (large)

WATTAGE/SOURCE (con't)	
70HPS	70 watt high pressure sodium (small)
100HPS	100 watt high pressure sodium (small)
150HPS	150 watt high pressure sodium (small)
250HPS	250 watt high pressure sodium (large)
400HPS	400 watt high pressure sodium (large)

BEAM PATTERN ²	
HFN	Horizontal Flood, narrow
HFM	Horizontal Flood, medium (RBF1 only)
HFW	Horizontal Flood, wide
HSM	Horizontal Spot, medium (RBF1 only)
RSN	Round Spot, narrow (RBF2 only)

FIXTURE MOUNT	
SW	Swivel
YK	Yoke (1000 watt only)

VOLTAGE	
MT	Multi-Tap
48	480 volt

ACCESSORIES	
PD	Base Pad
TT-WM	Wall Mount Bracket
TT-2A	Dual Post Top
SF	Slip Fitter (for use with yoke mount)

FINISH ³	
DB	Dark Bronze
BK	Black
WH	White

1 Includes remote ballast furnished with weatherproof enclosure.
 2 Consult factory for other beam patterns.
 3 Consult factory for other finishes.



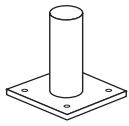
A HUBBELL LIGHTING, INC. COMPANY

Performance Designed Lighting Products

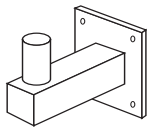
www.securitylighting.com

1085 Johnson Drive • Buffalo Grove, IL 60089 • TOLL-FREE: 800-544-4848 • PHONE: 847-279-0627 • FAX: 847-279-0642

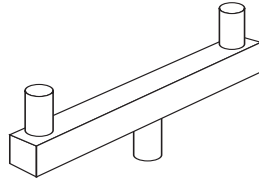
ACCESSORIES



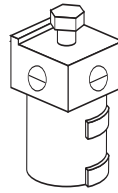
PD



TT-WM



TT-2A

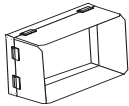


SF

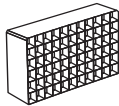
SHIELD ACCESSORIES

(order as separate part #)

Catalog Number	Description
BD	Barn Door Shield
EC	Multi-Louver Shield
TS	Top Shield (note: invert for use as bottom shield)



BD



EC



TS



A HUBBELL LIGHTING, INC. COMPANY

Performance Designed Lighting Products

www.securitylighting.com

1085 Johnson Drive • Buffalo Grove, IL 60089 • TOLL-FREE: 800-544-4848 • PHONE: 847-279-0627 • FAX: 847-279-0642